

Phase transitions and hysteresis: new perspectives and results

Michela Eleuteri

Università degli Studi di Milano

Supported by the
FP7-IDEAS-ERC-StG Grant “EntroPhase” #256872 (P.I. E. Rocca)

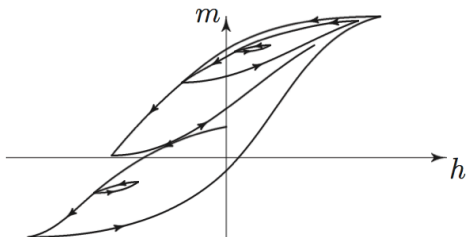


ITN-Springschool “Optimization in Partial Differential Equations,
Reaction-Diffusion Systems and Phase-Field Models”

Fréjus - Côte d’Azur, France - April 7-12, 2013

Hysteresis: a rate-independent memory effect

- **Hysteresis:** a rate-independent memory effect (multidisciplinary character)

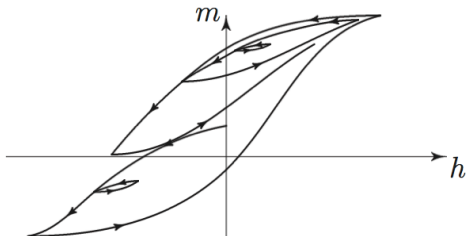


Typical hysteresis diagram in ferromagnetism (h magnetic field, m magnetization).

- **Phase transitions and hysteresis:** P. Krejčí, J. Sprekels (NA, 2000; JMAA 2000; M2AS 2002; AMSA 2004); G. Gilardi, P. Krejčí, J. Sprekels (M2AS, 2000); P. Krejčí, J. Sprekels, Z. Songmu (JDE, 2001); P. Krejčí, J. Sprekels, U. Stefanelli (SIMA 2002; AMSA 2003)

Hysteresis: a rate-independent memory effect

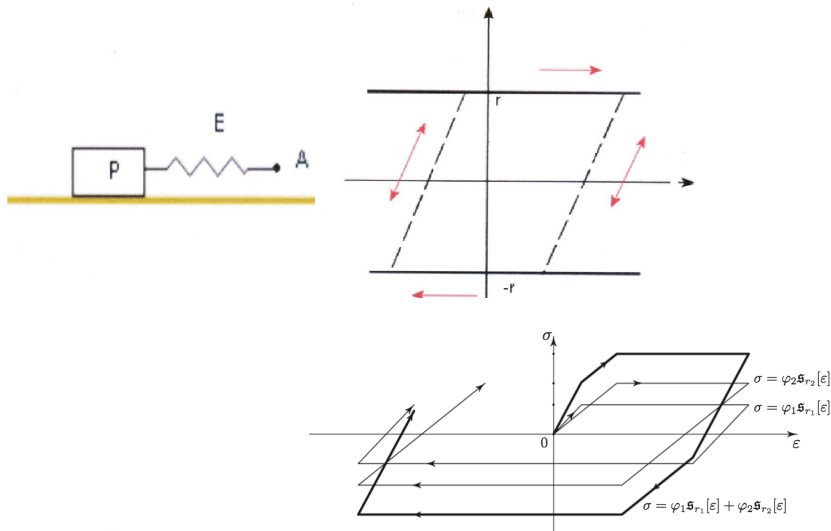
- **Hysteresis:** a rate-independent memory effect (multidisciplinary character)



Typical hysteresis diagram in ferromagnetism (h magnetic field, m magnetization).

- **Phase transitions and hysteresis:** P. Krejčí, J. Sprekels (NA, 2000; JMAA 2000; M2AS 2002; AMSA 2004); G. Gilardi, P. Krejčí, J. Sprekels (M2AS, 2000); P. Krejčí, J. Sprekels, Z. Songmu (JDE, 2001); P. Krejčí, J. Sprekels, U. Stefanelli (SIMA 2002; AMSA 2003)

The stop and the Prandtl-Ishlinskii operators



A classical hysteresis-type model for 1D elastoplasticity

- Introduced by L. Prandtl and A. Yu. Ishlinskii (extensions to the multidimensional case are possible)
- The relation between (one-dimensional) strain ε and stress σ is given in the form of the so-called Prandtl-Ishlinskii operator

$$\sigma = \mathcal{P}[\varepsilon](t) = \int_0^\infty \mathfrak{s}_r[\varepsilon](t) \varphi(r) dr$$

for all $\varepsilon \in W^{1,1}(0, T)$. Here $\varphi > 0$ is a nonnegative weight function not known a priori and \mathfrak{s}_r represents the **one-dimensional elastic-ideally plastic element or stop operator**, with the threshold $r > 0$

- Prandtl-Ishlinskii description of elastoplasticity: a superposition of infinitely many stop operators having different thresholds (very imaginative and easily understood) BUT engineers very often prefer classical engineering approaches like the three-dimensional von Mises or Tresca models
- Motivation: the disadvantage that the weight function φ is not known a priori and must be identified

A classical hysteresis-type model for 1D elastoplasticity

- Introduced by L. Prandtl and A. Yu. Ishlinskii (extensions to the multidimensional case are possible)
- The relation between (one-dimensional) strain ε and stress σ is given in the form of the so-called Prandtl-Ishlinskii operator

$$\sigma = \mathcal{P}[\varepsilon](t) = \int_0^\infty \mathfrak{s}_r[\varepsilon](t) \varphi(r) dr$$

for all $\varepsilon \in W^{1,1}(0, T)$. Here $\varphi > 0$ is a nonnegative weight function not known a priori and \mathfrak{s}_r represents the **one-dimensional elastic-ideally plastic element or stop operator**, with the threshold $r > 0$

- Prandtl-Ishlinskii description of elastoplasticity: a superposition of infinitely many stop operators having different thresholds (very imaginative and easily understood) BUT engineers very often prefer classical engineering approaches like the three-dimensional von Mises or Tresca models
- Motivation: the disadvantage that the weight function φ is not known a priori and must be identified

A classical hysteresis-type model for 1D elastoplasticity

- Introduced by L. Prandtl and A. Yu. Ishlinskii (extensions to the multidimensional case are possible)
- The relation between (one-dimensional) strain ε and stress σ is given in the form of the so-called Prandtl-Ishlinskii operator

$$\sigma = \mathcal{P}[\varepsilon](t) = \int_0^\infty \mathfrak{s}_r[\varepsilon](t) \varphi(r) dr$$

for all $\varepsilon \in W^{1,1}(0, T)$. Here $\varphi > 0$ is a nonnegative weight function not known a priori and \mathfrak{s}_r represents the **one-dimensional elastic-ideally plastic element or stop operator**, with the threshold $r > 0$

- Prandtl-Ishlinskii description of elastoplasticity: a superposition of infinitely many stop operators having different thresholds (very imaginative and easily understood) BUT engineers very often prefer classical engineering approaches like the three-dimensional von Mises or Tresca models
- Motivation: the disadvantage that the weight function φ is not known a priori and must be identified

A classical hysteresis-type model for 1D elastoplasticity

- Introduced by L. Prandtl and A. Yu. Ishlinskii (extensions to the multidimensional case are possible)
- The relation between (one-dimensional) strain ε and stress σ is given in the form of the so-called Prandtl-Ishlinskii operator

$$\sigma = \mathcal{P}[\varepsilon](t) = \int_0^\infty \mathfrak{s}_r[\varepsilon](t) \varphi(r) dr$$

for all $\varepsilon \in W^{1,1}(0, T)$. Here $\varphi > 0$ is a nonnegative weight function not known a priori and \mathfrak{s}_r represents the **one-dimensional elastic-ideally plastic element or stop operator**, with the threshold $r > 0$

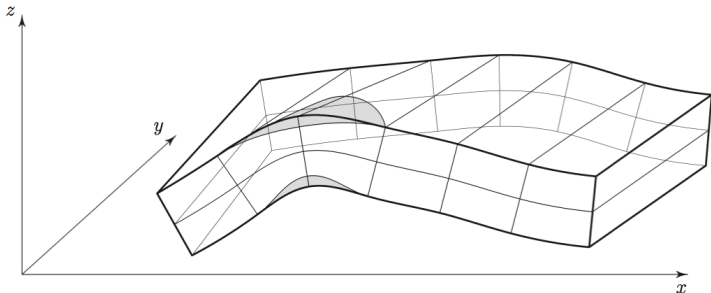
- Prandtl-Ishlinskii description of elastoplasticity: a superposition of infinitely many stop operators having different thresholds (very imaginative and easily understood) BUT engineers very often prefer classical engineering approaches like the three-dimensional von Mises or Tresca models
- Motivation: the disadvantage that the weight function φ **is not known a priori** and must be identified

New theory of oscillating elastoplastic beams and plates

P. Krejčí, J. Sprekels, *Math. Methods Appl. Sci.* (2007).

R. Guenther, P. Krejčí, J. Sprekels, *Z. Angew. Math. Mech.* (2008).

- **Key point:** the 3D single-yield von Mises criterion leads after a dimensional reduction to a multi-yield Prandtl-Ishlinskii operator where the weight function φ **can be explicitly determined!**



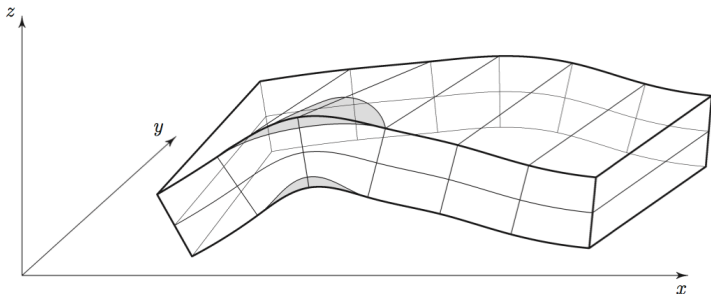
A plate section with grey plasticized zone.

New theory of oscillating elastoplastic beams and plates

P. Krejčí, J. Sprekels, *Math. Methods Appl. Sci.* (2007).

R. Guenther, P. Krejčí, J. Sprekels, *Z. Angew. Math. Mech.* (2008).

- **Key point:** the 3D single-yield von Mises criterion leads after a dimensional reduction to a multi-yield Prandtl-Ishlinskii operator where the weight function φ **can be explicitly determined!**



A plate section with grey plasticized zone.

Motivation for material fatigue

- Plastic deformations lead to energy dissipation and material fatigue, manifested by material softening, heat release, material failure in finite time
- Very important: take into account the effects of energy exchange and estimating the lifetime of oscillating thermoelastoplastic structures under material fatigue
- **Aim:** develop a thermodynamically consistent theory of oscillating thermoelastoplastic plates under material fatigue (dynamic approach - different from literature)
- The resulting system from the theory developed by Krejčí & al:

$$\partial_t w - \partial_{tt} \Delta w + \mathbf{D}_2^* \sigma = g,$$

$$\sigma = \mathbf{B} \varepsilon + \int_0^\infty s_{rZ}[\varepsilon](t) \varphi(r) dr$$

$$\varepsilon = \mathbf{D}_2 w$$

- We introduce $\theta > 0$ (absolute temperature) and $m(x, t) \geq 0$ (material fatigue)

Motivation for material fatigue

- Plastic deformations lead to energy dissipation and material fatigue, manifested by material softening, heat release, material failure in finite time
- Very important: take into account the effects of energy exchange and estimating the lifetime of oscillating thermoelastoplastic structures under material fatigue
- **Aim:** develop a thermodynamically consistent theory of oscillating thermoelastoplastic plates under material fatigue (dynamic approach - different from literature)
- The resulting system from the theory developed by Krejčí & al:

$$\partial_{tt}w - \partial_{tt}\Delta w + \mathbf{D}_2^* \sigma = g,$$

$$\sigma = \mathbf{B}\varepsilon + \int_0^\infty \mathfrak{s}_{rZ}[\varepsilon](t) \varphi(r) dr$$

$$\varepsilon = \mathbf{D}_2 w$$

- We introduce $\theta > 0$ (absolute temperature) and $m(x,t) \geq 0$ (material fatigue)

Motivation for material fatigue

- Plastic deformations lead to energy dissipation and material fatigue, manifested by material softening, heat release, material failure in finite time
- Very important: take into account the effects of energy exchange and estimating the lifetime of oscillating thermoelastoplastic structures under material fatigue
- **Aim:** develop a thermodynamically consistent theory of oscillating thermoelastoplastic plates under material fatigue (dynamic approach - different from literature)
- The resulting system from the theory developed by Krejčí & al:

$$\partial_{tt}w - \partial_{tt}\Delta w + \mathbf{D}_2^* \sigma = g,$$

$$\sigma = \mathbf{B}\varepsilon + \int_0^\infty \mathfrak{s}_{rZ}[\varepsilon](t) \varphi(r) dr$$

$$\varepsilon = \mathbf{D}_2 w$$

- We introduce $\theta > 0$ (absolute temperature) and $m(x,t) \geq 0$ (material fatigue)

Motivation for material fatigue

- Plastic deformations lead to energy dissipation and material fatigue, manifested by material softening, heat release, material failure in finite time
- Very important: take into account the effects of energy exchange and estimating the lifetime of oscillating thermoelastoplastic structures under material fatigue
- **Aim:** develop a thermodynamically consistent theory of oscillating thermoelastoplastic plates under material fatigue (dynamic approach - different from literature)
- The resulting system from the theory developed by Krejčí & al:

$$\partial_{tt}w - \partial_{tt}\Delta w + \mathbf{D}_2^*\sigma = g,$$

$$\sigma = \mathbf{B}\varepsilon + \int_0^\infty \mathfrak{s}_{rZ}[\varepsilon](t) \varphi(r) dr$$

$$\varepsilon = \mathbf{D}_2w$$

- We introduce $\theta > 0$ (absolute temperature) and $m(x,t) \geq 0$ (material fatigue)

Motivation for material fatigue

- Plastic deformations lead to energy dissipation and material fatigue, manifested by material softening, heat release, material failure in finite time
- Very important: take into account the effects of energy exchange and estimating the lifetime of oscillating thermoelastoplastic structures under material fatigue
- **Aim:** develop a thermodynamically consistent theory of oscillating thermoelastoplastic plates under material fatigue (dynamic approach - different from literature)
- The resulting system from the theory developed by Krejčí & al:

$$\partial_{tt}w - \partial_{tt}\Delta w + \mathbf{D}_2^*\sigma = g,$$

$$\sigma = \mathbf{B}\varepsilon + \int_0^\infty \mathfrak{s}_{rZ}[\varepsilon](t) \varphi(r) dr$$

$$\varepsilon = \mathbf{D}_2w$$

- We introduce $\theta > 0$ (absolute temperature) and $m(x,t) \geq 0$ (material fatigue)

Motivation for material fatigue

- Plastic deformations lead to energy dissipation and material fatigue, manifested by material softening, heat release, material failure in finite time
- Very important: take into account the effects of energy exchange and estimating the lifetime of oscillating thermoelastoplastic structures under material fatigue
- **Aim:** develop a thermodynamically consistent theory of oscillating thermoelastoplastic plates under material fatigue (dynamic approach - different from literature)
- The resulting system from the theory developed by Krejčí & al:

$$\partial_{tt}w - \partial_{tt}\Delta w + \mathbf{D}_2^*\sigma = g,$$

$$\sigma = \mathbf{B}\varepsilon + \int_0^\infty \mathfrak{s}_{rZ}[\varepsilon](t) \varphi(r) dr$$

$$\varepsilon = \mathbf{D}_2w$$

- We introduce $\theta > 0$ (absolute temperature) and $m(x,t) \geq 0$ (material fatigue)

Motivation for material fatigue

- Plastic deformations lead to energy dissipation and material fatigue, manifested by material softening, heat release, material failure in finite time
- Very important: take into account the effects of energy exchange and estimating the lifetime of oscillating thermoelastoplastic structures under material fatigue
- **Aim:** develop a thermodynamically consistent theory of oscillating thermoelastoplastic plates under material fatigue (dynamic approach - different from literature)
- The resulting system from the theory developed by Krejčí & al:

$$\partial_{tt}w - \partial_{tt}\Delta w + \mathbf{D}_2^*\sigma = g,$$

$$\sigma = \mathbf{B}(m)\varepsilon + \int_0^\infty \mathfrak{s}_{rZ}[\varepsilon](t) \varphi(\theta, r) dr - \beta(\theta - \theta_c)\mathbf{1}$$

$$\varepsilon = \mathbf{D}_2w$$

- We introduce $\theta > 0$ (absolute temperature) and $m(x, t) \geq 0$ (material fatigue)

Motivation for material fatigue

- Plastic deformations lead to energy dissipation and material fatigue, manifested by material softening, heat release, material failure in finite time
- Very important: take into account the effects of energy exchange and estimating the lifetime of oscillating thermoelastoplastic structures under material fatigue
- **Aim:** develop a thermodynamically consistent theory of oscillating thermoelastoplastic plates under material fatigue (dynamic approach - different from literature)
- The resulting system from the theory developed by Krejčí & al:

$$\partial_{tt} w - \partial_{tt} \Delta w + \mathbf{D}_2^* \boldsymbol{\sigma} = g,$$

$$\boldsymbol{\sigma} = \mathbf{B}(m) \boldsymbol{\varepsilon} + \int_0^\infty \mathfrak{s}_{rZ}[\boldsymbol{\varepsilon}](t) \boldsymbol{\varphi}(\boldsymbol{\theta}, r) \, dr - \beta(\boldsymbol{\theta} - \boldsymbol{\theta}_c) \mathbf{1}$$

$$\boldsymbol{\varepsilon} = \mathbf{D}_2 w$$

- We introduce $\theta > 0$ (absolute temperature) and $m(x, t) \geq 0$ (material fatigue); **aim:** get an evolution equation for m consistent from the thermodynamic point of view

Evolution equation for the fatigue

- **Main assumption:** proportionality between rate of fatigue $\partial_t m$ and

$$\begin{aligned}\mathcal{D} &= \langle \sigma, \partial_t \varepsilon \rangle - \partial_t \theta \mathcal{S}[\theta, \varepsilon] - \partial_t \mathcal{F}[\theta, \varepsilon] \\ &= -\frac{1}{2} \langle \mathbf{B}'(m) \varepsilon, \varepsilon \rangle \partial_t m + \int_0^\infty \langle \partial_t (\varepsilon - s_{rZ}[\varepsilon]), s_{rZ}[\varepsilon] \rangle \varphi(\theta, r) dr\end{aligned}$$

where \mathcal{F} is the **specific free energy** and \mathcal{S} is the **specific entropy**

- Justified by the so-called **rainflow method for cyclic fatigue accumulation** in uniaxial processes (counts closed hysteresis loops in the loading history - mechanism of energy dissipation)
- In multiaxial loading processes? Experimental measurements at the point of material failure: strong temperature increase, manifested by energy dissipation peak (temperature tests are in engineering practice for damage analysis in high frequency regimes (e.g. in aircraft industry))

$$\left(\frac{1}{C(\theta)} + \frac{1}{2} \langle \mathbf{B}'(m) \varepsilon, \varepsilon \rangle \right) \partial_t m = \int_0^\infty \langle \partial_t (\varepsilon - s_{rZ}[\varepsilon]), s_{rZ}[\varepsilon] \rangle \varphi(\theta, r) dr$$

- $\mathbf{B}'(m) \leq 0$ softening \Rightarrow singularity! Material failure in finite time!

Evolution equation for the fatigue

- **Main assumption:** proportionality between rate of fatigue $\partial_t m$ and

$$\begin{aligned}\mathcal{D} &= \langle \sigma, \partial_t \varepsilon \rangle - \partial_t \theta \mathcal{S}[\theta, \varepsilon] - \partial_t \mathcal{F}[\theta, \varepsilon] \\ &= -\frac{1}{2} \langle \mathbf{B}'(m) \varepsilon, \varepsilon \rangle \partial_t m + \int_0^\infty \langle \partial_t (\varepsilon - s_{rZ}[\varepsilon]), s_{rZ}[\varepsilon] \rangle \varphi(\theta, r) dr\end{aligned}$$

where \mathcal{F} is the **specific free energy** and \mathcal{S} is the **specific entropy**

- Justified by the so-called **rainflow method for cyclic fatigue accumulation** in uniaxial processes (counts closed hysteresis loops in the loading history - mechanism of energy dissipation)
- In multiaxial loading processes? Experimental measurements at the point of material failure: strong temperature increase, manifested by energy dissipation peak (temperature tests are in engineering practice for damage analysis in high frequency regimes (e.g. in aircraft industry))

$$\left(\frac{1}{C(\theta)} + \frac{1}{2} \langle \mathbf{B}'(m) \varepsilon, \varepsilon \rangle \right) \partial_t m = \int_0^\infty \langle \partial_t (\varepsilon - s_{rZ}[\varepsilon]), s_{rZ}[\varepsilon] \rangle \varphi(\theta, r) dr$$

- $\mathbf{B}'(m) \leq 0$ softening \Rightarrow singularity! Material failure in finite time!

Evolution equation for the fatigue

- **Main assumption:** proportionality between rate of fatigue $\partial_t m$ and

$$\begin{aligned}\mathcal{D} &= \langle \sigma, \partial_t \varepsilon \rangle - \partial_t \theta \mathcal{S}[\theta, \varepsilon] - \partial_t \mathcal{F}[\theta, \varepsilon] \\ &= -\frac{1}{2} \langle \mathbf{B}'(m) \varepsilon, \varepsilon \rangle \partial_t m + \int_0^\infty \langle \partial_t (\varepsilon - s_{rZ}[\varepsilon]), s_{rZ}[\varepsilon] \rangle \varphi(\theta, r) dr\end{aligned}$$

where \mathcal{F} is the **specific free energy** and \mathcal{S} is the **specific entropy**

- Justified by the so-called **rainflow method for cyclic fatigue accumulation** in uniaxial processes (counts closed hysteresis loops in the loading history - mechanism of energy dissipation)
- In multiaxial loading processes? Experimental measurements at the point of material failure: strong temperature increase, manifested by energy dissipation peak (temperature tests are in engineering practice for damage analysis in high frequency regimes (e.g. in aircraft industry))

$$\left(\frac{1}{C(\theta)} + \frac{1}{2} \langle \mathbf{B}'(m) \varepsilon, \varepsilon \rangle \right) \partial_t m = \int_0^\infty \langle \partial_t (\varepsilon - s_{rZ}[\varepsilon]), s_{rZ}[\varepsilon] \rangle \varphi(\theta, r) dr$$

- $\mathbf{B}'(m) \leq 0$ softening \Rightarrow **singularity!** Material failure in finite time!

Evolution equation for the fatigue

- **Main assumption:** proportionality between rate of fatigue $\partial_t m$ and

$$\begin{aligned}\mathcal{D} &= \langle \sigma, \partial_t \varepsilon \rangle - \partial_t \theta \mathcal{S}[\theta, \varepsilon] - \partial_t \mathcal{F}[\theta, \varepsilon] \\ &= -\frac{1}{2} \langle \mathbf{B}'(m) \varepsilon, \varepsilon \rangle \partial_t m + \int_0^\infty \langle \partial_t (\varepsilon - s_{rZ}[\varepsilon]), s_{rZ}[\varepsilon] \rangle \varphi(\theta, r) dr\end{aligned}$$

where \mathcal{F} is the **specific free energy** and \mathcal{S} is the **specific entropy**

- Justified by the so-called **rainflow method for cyclic fatigue accumulation** in uniaxial processes (counts closed hysteresis loops in the loading history - mechanism of energy dissipation)
- In multiaxial loading processes? Experimental measurements at the point of material failure: strong temperature increase, manifested by energy dissipation peak (temperature tests are in engineering practice for damage analysis in high frequency regimes (e.g. in aircraft industry))

$$\left(\frac{1}{C(\theta)} + \frac{1}{2} \langle \mathbf{B}'(m) \varepsilon, \varepsilon \rangle \right) \partial_t m = \int_0^\infty \langle \partial_t (\varepsilon - s_{rZ}[\varepsilon]), s_{rZ}[\varepsilon] \rangle \varphi(\theta, r) dr$$

- $\mathbf{B}'(m) \leq 0$ softening \Rightarrow **singularity!** Material failure in finite time!

Evolution equation for the fatigue

- **Main assumption:** proportionality between rate of fatigue $\partial_t m$ and

$$\begin{aligned}\mathcal{D} &= \langle \sigma, \partial_t \varepsilon \rangle - \partial_t \theta \mathcal{S}[\theta, \varepsilon] - \partial_t \mathcal{F}[\theta, \varepsilon] \\ &= -\frac{1}{2} \langle \mathbf{B}'(m) \varepsilon, \varepsilon \rangle \partial_t m + \int_0^\infty \langle \partial_t (\varepsilon - \mathfrak{s}_{rZ}[\varepsilon]), \mathfrak{s}_{rZ}[\varepsilon] \rangle \varphi(\theta, r) dr\end{aligned}$$

where \mathcal{F} is the **specific free energy** and \mathcal{S} is the **specific entropy**

- Justified by the so-called **rainflow method for cyclic fatigue accumulation** in uniaxial processes (counts closed hysteresis loops in the loading history - mechanism of energy dissipation)
- In multiaxial loading processes? Experimental measurements at the point of material failure: strong temperature increase, manifested by energy dissipation peak (temperature tests are in engineering practice for damage analysis in high frequency regimes (e.g. in aircraft industry))

$$\left(\frac{1}{C(\theta)} + \frac{1}{2} \langle \mathbf{B}'(m) \varepsilon, \varepsilon \rangle \right) \partial_t m = \int_0^\infty \langle \partial_t (\varepsilon - \mathfrak{s}_{rZ}[\varepsilon]), \mathfrak{s}_{rZ}[\varepsilon] \rangle \varphi(\theta, r) dr$$

- $\mathbf{B}'(m) \leq 0$ softening \Rightarrow **singularity!** Material failure in finite time!

Evolution equation for the fatigue

- **Main assumption:** proportionality between rate of fatigue $\partial_t m$ and

$$\begin{aligned}\mathcal{D} &= \langle \sigma, \partial_t \varepsilon \rangle - \partial_t \theta \mathcal{S}[\theta, \varepsilon] - \partial_t \mathcal{F}[\theta, \varepsilon] \\ &= -\frac{1}{2} \langle \mathbf{B}'(m) \varepsilon, \varepsilon \rangle \partial_t m + \int_0^\infty \langle \partial_t (\varepsilon - \mathfrak{s}_{rZ}[\varepsilon]), \mathfrak{s}_{rZ}[\varepsilon] \rangle \varphi(\theta, r) dr\end{aligned}$$

where \mathcal{F} is the **specific free energy** and \mathcal{S} is the **specific entropy**

- Justified by the so-called **rainflow method for cyclic fatigue accumulation** in uniaxial processes (counts closed hysteresis loops in the loading history - mechanism of energy dissipation)
- In multiaxial loading processes? Experimental measurements at the point of material failure: strong temperature increase, manifested by energy dissipation peak (temperature tests are in engineering practice for damage analysis in high frequency regimes (e.g. in aircraft industry))

$$\left(\frac{1}{C(\theta)} + \frac{1}{2} \langle \mathbf{B}'(m) \varepsilon, \varepsilon \rangle \right) \partial_t m = \int_0^\infty \langle \partial_t (\varepsilon - \mathfrak{s}_{rZ}[\varepsilon]), \mathfrak{s}_{rZ}[\varepsilon] \rangle \varphi(\theta, r) dr$$

- $\mathbf{B}'(m) \leq 0$ softening \Rightarrow **singularity!** Material failure in finite time!

The model with phase transition

- **Motivation:**

- possibility to account also for decreasing fatigue rate (in view of engineering applications)
- the material can be partially repaired by local melting

- **How to achieve this goal:**

- Phase transition equation in the form of melting-solidification law

$$\gamma \chi_t \in -\partial_\chi \mathcal{F}[e, \theta, \chi] \quad \chi \in [0, 1]$$

$\chi_0 \in [0, 1]$ some initial condition, $A(x, t) := \int_0^t \frac{1}{\gamma} \left(\frac{L}{\theta_c} (\theta - \theta_c) \right) (x, \tau) d\tau$

$$(\chi_t - A_t)(z - \chi) \geq 0 \text{ for all } z \in [0, 1]$$

The model with phase transition

- **Motivation:**

- possibility to account also for decreasing fatigue rate (in view of engineering applications)
- the material can be partially repaired by local melting

- **How to achieve this goal:**

• consider a phase transition problem in a one-dimensional setting, with a temperature field θ and a degree of melting χ . The energy functional of the problem can be written as

• possibly considering a sufficiently large time interval of observation, the evolution of the system is expected to be stationary. The stationary system can be found

- Phase transition equation in the form of melting-solidification law

$$\gamma \chi_t \in -\partial_\chi \mathcal{F}[\varepsilon, \theta, \chi] \quad \chi \in [0, 1]$$

$$\chi_0 \in [0, 1] \text{ some initial condition, } A(x, t) := \int_0^t \frac{1}{\gamma} \left(\frac{L}{\theta_c} (\theta - \theta_c) \right) (x, \tau) d\tau$$

$$(\chi_t - A_t)(z - \chi) \geq 0 \text{ for all } z \in [0, 1]$$

The model with phase transition

- **Motivation:**

- possibility to account also for decreasing fatigue rate (in view of engineering applications)
- the material can be partially repaired by local melting

- **How to achieve this goal:**

- account for phase transition in the model
- in material fatigue and χ degree of melting
- the evolution of the damage can be affected by the presence of phase transition
- possibly considering a mechanical damage law instead of a constitutive law
- the evolution of the damage is coupled with the evolution of the concentration of the material
- the damage can be repaired

- Phase transition equation in the form of melting-solidification law

$$\gamma \chi_t \in -\partial_\chi \mathcal{F}[\varepsilon, \theta, \chi] \quad \chi \in [0, 1]$$

$$\chi_0 \in [0, 1] \text{ some initial condition, } A(x, t) := \int_0^t \frac{1}{\gamma} \left(\frac{L}{\theta_c} (\theta - \theta_c) \right) (x, \tau) d\tau$$

$$(\chi_t - A_t)(z - \chi) \geq 0 \text{ for all } z \in [0, 1]$$

The model with phase transition

- **Motivation:**

- possibility to account also for decreasing fatigue rate (in view of engineering applications)
- the material can be partially repaired by local melting

- **How to achieve this goal:**

- account for phase transition in the model
- m material fatigue and χ degree of melting
- the time of failure of the material can be shifted
- possibly considering a sufficiently large time interval of observation (usual engineering viewpoint) a global solution of the corresponding PDEs system can be found

- Phase transition equation in the form of melting-solidification law

$$\gamma \chi_t \in -\partial_\chi \mathcal{F}[e, \theta, \chi] \quad \chi \in [0, 1]$$

$$\chi_0 \in [0, 1] \text{ some initial condition, } A(x, t) := \int_0^t \frac{1}{\gamma} \left(\frac{L}{\theta_c} (\theta - \theta_c) \right) (x, \tau) d\tau$$

$$(\chi_t - A_t)(z - \chi) \geq 0 \text{ for all } z \in [0, 1]$$

The model with phase transition

● Motivation:

- possibility to account also for decreasing fatigue rate (in view of engineering applications)
- the material can be partially repaired by local melting

● How to achieve this goal:

- account for phase transition in the model
- m material fatigue and χ degree of melting
- the time of failure of the material can be shifted
- possibly considering a sufficiently large time interval of observation (usual engineering viewpoint) a global solution of the corresponding PDEs system can be found

● Phase transition equation in the form of melting-solidification law

$$\gamma \chi_t \in -\partial_\chi \mathcal{F}[e, \theta, \chi] \quad \chi \in [0, 1]$$

$$\chi_0 \in [0, 1] \text{ some initial condition, } A(x, t) := \int_0^t \frac{1}{\gamma} \left(\frac{L}{\theta_c} (\theta - \theta_c) \right) (x, \tau) d\tau$$

$$(\chi_t - A_t)(z - \chi) \geq 0 \text{ for all } z \in [0, 1]$$

The model with phase transition

● Motivation:

- possibility to account also for decreasing fatigue rate (in view of engineering applications)
- the material can be partially repaired by local melting

● How to achieve this goal:

- account for phase transition in the model
- m material fatigue and χ degree of melting
- the time of failure of the material can be shifted
- possibly considering a sufficiently large time interval of observation (usual engineering viewpoint) a global solution of the corresponding PDEs system can be found

● Phase transition equation in the form of melting-solidification law

$$\gamma \chi_t \in -\partial_\chi \mathcal{F}[\varepsilon, \theta, \chi] \quad \chi \in [0, 1]$$

$$\chi_0 \in [0, 1] \text{ some initial condition, } A(x, t) := \int_0^t \frac{1}{\gamma} \left(\frac{L}{\theta_c} (\theta - \theta_c) \right) (x, \tau) d\tau$$

$$(\chi_t - A_t)(z - \chi) \geq 0 \text{ for all } z \in [0, 1]$$

The model with phase transition

● Motivation:

- possibility to account also for decreasing fatigue rate (in view of engineering applications)
- the material can be partially repaired by local melting

● How to achieve this goal:

- account for phase transition in the model
- m material fatigue and χ degree of melting
- the time of failure of the material can be shifted
- possibly considering a sufficiently large time interval of observation (usual engineering viewpoint) a global solution of the corresponding PDEs system can be found

● Phase transition equation in the form of melting-solidification law

$$\gamma \chi_t \in -\partial_\chi \mathcal{F}[\varepsilon, \theta, \chi] \quad \chi \in [0, 1]$$

$$\chi_0 \in [0, 1] \text{ some initial condition, } A(x, t) := \int_0^t \frac{1}{\gamma} \left(\frac{L}{\theta_c} (\theta - \theta_c) \right) (x, \tau) d\tau$$

$$(\chi_t - A_t)(z - \chi) \geq 0 \text{ for all } z \in [0, 1]$$

The model with phase transition

● Motivation:

- possibility to account also for decreasing fatigue rate (in view of engineering applications)
- the material can be partially repaired by local melting

● How to achieve this goal:

- account for phase transition in the model
- m material fatigue and χ degree of melting
- the time of failure of the material can be shifted
- possibly considering a sufficiently large time interval of observation (usual engineering viewpoint) a global solution of the corresponding PDEs system can be found

- Phase transition equation in the form of melting-solidification law

$$\gamma \chi_t \in -\partial_\chi \mathcal{F}[\varepsilon, \theta, \chi] \quad \chi \in [0, 1]$$

$$\chi_0 \in [0, 1] \text{ some initial condition, } A(x, t) := \int_0^t \frac{1}{\gamma} \left(\frac{L}{\theta_c} (\theta - \theta_c) \right) (x, \tau) d\tau$$

$$(\chi_t - A_t)(z - \chi) \geq 0 \text{ for all } z \in [0, 1]$$

The model with phase transition

- **Motivation:**

- possibility to account also for decreasing fatigue rate (in view of engineering applications)
- the material can be partially repaired by local melting

- **How to achieve this goal:**

- account for phase transition in the model
- m material fatigue and χ degree of melting
- the time of failure of the material can be shifted
- possibly considering a sufficiently large time interval of observation (usual engineering viewpoint) a global solution of the corresponding PDEs system can be found

- Phase transition equation in the form of melting-solidification law

$$\gamma \chi_t \in -\partial_\chi \mathcal{F}[\varepsilon, \theta, \chi] \quad \chi \in [0, 1]$$

$\chi_0 \in [0, 1]$ some initial condition, $A(x, t) := \int_0^t \frac{1}{\gamma} \left(\frac{L}{\theta_c} (\theta - \theta_c) \right) (x, \tau) d\tau$

$(\chi_t - A_t)(z - \chi) \geq 0 \text{ for all } z \in [0, 1]$

The model with phase transition

● Motivation:

- possibility to account also for decreasing fatigue rate (in view of engineering applications)
- the material can be partially repaired by local melting

● How to achieve this goal:

- account for phase transition in the model
- m material fatigue and χ degree of melting
- the time of failure of the material can be shifted
- possibly considering a sufficiently large time interval of observation (usual engineering viewpoint) a global solution of the corresponding PDEs system can be found

● Phase transition equation in the form of melting-solidification law

$$\gamma \chi_t \in -\partial_\chi \mathcal{F}[\varepsilon, \theta, \chi] \quad \chi \in [0, 1]$$

$$\chi_0 \in [0, 1] \text{ some initial condition, } A(x, t) := \int_0^t \frac{1}{\gamma} \left(\frac{L}{\theta_c} (\theta - \theta_c) \right) (x, \tau) d\tau$$

$$(\chi_t - A_t)(z - \chi) \geq 0 \text{ for all } z \in [0, 1]$$

The model with phase transition

● Motivation:

- possibility to account also for decreasing fatigue rate (in view of engineering applications)
- the material can be partially repaired by local melting

● How to achieve this goal:

- account for phase transition in the model
- m material fatigue and χ degree of melting
- the time of failure of the material can be shifted
- possibly considering a sufficiently large time interval of observation (usual engineering viewpoint) a global solution of the corresponding PDEs system can be found

● Phase transition equation in the form of melting-solidification law

$$\gamma \chi_t \in -\partial_\chi \mathcal{F}[\varepsilon, \theta, \chi] \quad \chi \in [0, 1]$$

$$\chi_0 \in [0, 1] \text{ some initial condition, } A(x, t) := \int_0^t \frac{1}{\gamma} \left(\frac{L}{\theta_c} (\theta - \theta_c) \right) (x, \tau) d\tau$$

$$\boxed{(\chi_t - A_t)(z - \chi) \geq 0 \text{ for all } z \in [0, 1]}$$

The model with phase transition

● Motivation:

- possibility to account also for decreasing fatigue rate (in view of engineering applications)
- the material can be partially repaired by local melting

● How to achieve this goal:

- account for phase transition in the model
- m material fatigue and χ degree of melting
- the time of failure of the material can be shifted
- possibly considering a sufficiently large time interval of observation (usual engineering viewpoint) a global solution of the corresponding PDEs system can be found

● Phase transition equation in the form of melting-solidification law

$$\gamma \chi_t \in -\partial_{\chi} \mathcal{F}[\varepsilon, \theta, \chi] \quad \chi \in [0, 1]$$

$\chi_0 \in [0, 1]$ some initial condition, $A(x, t) := \int_0^t \frac{1}{\gamma} \left(\frac{L}{\theta_c} (\theta - \theta_c) \right) (x, \tau) d\tau$

$$\chi \in \mathfrak{s}_{[0,1]}[\chi_0, A]$$

$\mathfrak{s}_{[0,1]}$ is a shifted stop

Thermodynamical consistency

- If we introduce $\mathcal{F}[\varepsilon, \theta, \chi]$ **specific free energy**, $\mathcal{S}[\varepsilon, \theta, \chi]$ **specific entropy** and $\mathcal{U}[\varepsilon, \theta, \chi]$ **internal energy** we are able to show that the first and second principles of thermodynamics are satisfied

$$\frac{\partial}{\partial t} \mathcal{U}[\varepsilon, \theta, \chi] + \operatorname{div} \mathbf{q} = \langle \boldsymbol{\sigma}, \boldsymbol{\varepsilon}_t \rangle \quad (\text{energy conservation})$$

$$\frac{\partial}{\partial t} \mathcal{S}[\varepsilon, \theta, \chi] + \operatorname{div} \frac{\mathbf{q}}{\theta} \geq 0, \quad (\text{Clausius-Duhem inequality})$$

- **Evolution equation for m :**

$$(C - \langle \mathbf{B}'(m)\boldsymbol{\varepsilon}, \boldsymbol{\varepsilon} \rangle) m_t = -h(\chi_t) + \int_0^\infty \langle \partial_t(\boldsymbol{\varepsilon} - \mathbf{s}_{rZ}[\boldsymbol{\varepsilon}]) \mathbf{s}_{rZ}[\boldsymbol{\varepsilon}] \rangle \varphi(\theta, r) dr$$

- allow the possibility of decreasing rate (i.e. $m_t < 0$) but only in the case if χ grows faster than the plastic dissipation rate (strong melting)
- external heat source (boundary condition)

Thermodynamical consistency

- If we introduce $\mathcal{F}[\varepsilon, \theta, \chi]$ **specific free energy**, $\mathcal{S}[\varepsilon, \theta, \chi]$ **specific entropy** and $\mathcal{U}[\varepsilon, \theta, \chi]$ **internal energy** we are able to show that the first and second principles of thermodynamics are satisfied

$$\frac{\partial}{\partial t} \mathcal{U}[\varepsilon, \theta, \chi] + \operatorname{div} \mathbf{q} = \langle \boldsymbol{\sigma}, \boldsymbol{\varepsilon}_t \rangle \quad (\text{energy conservation})$$

$$\frac{\partial}{\partial t} \mathcal{S}[\varepsilon, \theta, \chi] + \operatorname{div} \frac{\mathbf{q}}{\theta} \geq 0, \quad (\text{Clausius-Duhem inequality})$$

- **Evolution equation for m :**

$$(C - \langle \mathbf{B}'(m)\boldsymbol{\varepsilon}, \boldsymbol{\varepsilon} \rangle) m_t = -h(\chi_t) + \int_0^\infty \langle \partial_t (\boldsymbol{\varepsilon} - \mathfrak{s}_{rZ}[\boldsymbol{\varepsilon}]) \mathfrak{s}_{rZ}[\boldsymbol{\varepsilon}] \rangle \varphi(\theta, r) dr$$

- allow the possibility of decreasing rate (i.e. $m_t < 0$) but only in the case if χ grows faster than the plastic dissipation rate (strong melting)
- external heat source (boundary condition)

Thermodynamical consistency

- If we introduce $\mathcal{F}[\boldsymbol{\varepsilon}, \theta, \chi]$ **specific free energy**, $\mathcal{S}[\boldsymbol{\varepsilon}, \theta, \chi]$ **specific entropy** and $\mathcal{U}[\boldsymbol{\varepsilon}, \theta, \chi]$ **internal energy** we are able to show that the first and second principles of thermodynamics are satisfied

$$\frac{\partial}{\partial t} \mathcal{U}[\boldsymbol{\varepsilon}, \theta, \chi] + \operatorname{div} \mathbf{q} = \langle \boldsymbol{\sigma}, \boldsymbol{\varepsilon}_t \rangle \quad (\text{energy conservation})$$

$$\frac{\partial}{\partial t} \mathcal{S}[\boldsymbol{\varepsilon}, \theta, \chi] + \operatorname{div} \frac{\mathbf{q}}{\theta} \geq 0, \quad (\text{Clausius-Duhem inequality})$$

- **Evolution equation for m :**

$$(C - \langle \mathbf{B}'(m)\boldsymbol{\varepsilon}, \boldsymbol{\varepsilon} \rangle) m_t = -h(\chi_t) + \int_0^\infty \langle \partial_t (\boldsymbol{\varepsilon} - \mathfrak{s}_{rZ}[\boldsymbol{\varepsilon}]) \mathfrak{s}_{rZ}[\boldsymbol{\varepsilon}] \rangle \varphi(\theta, r) dr$$

- allow the possibility of decreasing rate (i.e. $m_t < 0$) but only in the case if χ grows faster than the plastic dissipation rate (strong melting)
- external heat source (boundary condition)

Thermodynamical consistency

- If we introduce $\mathcal{F}[\varepsilon, \theta, \chi]$ **specific free energy**, $\mathcal{S}[\varepsilon, \theta, \chi]$ **specific entropy** and $\mathcal{U}[\varepsilon, \theta, \chi]$ **internal energy** we are able to show that the first and second principles of thermodynamics are satisfied

$$\frac{\partial}{\partial t} \mathcal{U}[\varepsilon, \theta, \chi] + \operatorname{div} \mathbf{q} = \langle \boldsymbol{\sigma}, \boldsymbol{\varepsilon}_t \rangle \quad (\text{energy conservation})$$

$$\frac{\partial}{\partial t} \mathcal{S}[\varepsilon, \theta, \chi] + \operatorname{div} \frac{\mathbf{q}}{\theta} \geq 0, \quad (\text{Clausius-Duhem inequality})$$

- **Evolution equation for m :**

$$(C - \langle \mathbf{B}'(m)\boldsymbol{\varepsilon}, \boldsymbol{\varepsilon} \rangle) m_t = -h(\chi_t) + \int_0^\infty \langle \partial_t(\boldsymbol{\varepsilon} - \mathfrak{s}_{rZ}[\boldsymbol{\varepsilon}]) \mathfrak{s}_{rZ}[\boldsymbol{\varepsilon}] \rangle \varphi(\theta, r) dr$$

- allow the possibility of decreasing rate (i.e. $m_t < 0$) but only in the case if χ grows faster than the plastic dissipation rate (strong melting)
- external heat source (boundary condition)

Thermodynamical consistency

- If we introduce $\mathcal{F}[\varepsilon, \theta, \chi]$ **specific free energy**, $\mathcal{S}[\varepsilon, \theta, \chi]$ **specific entropy** and $\mathcal{U}[\varepsilon, \theta, \chi]$ **internal energy** we are able to show that the first and second principles of thermodynamics are satisfied

$$\frac{\partial}{\partial t} \mathcal{U}[\varepsilon, \theta, \chi] + \operatorname{div} \mathbf{q} = \langle \boldsymbol{\sigma}, \boldsymbol{\varepsilon}_t \rangle \quad (\text{energy conservation})$$

$$\frac{\partial}{\partial t} \mathcal{S}[\varepsilon, \theta, \chi] + \operatorname{div} \frac{\mathbf{q}}{\theta} \geq 0, \quad (\text{Clausius-Duhem inequality})$$

- **Evolution equation for m :**

$$(C - \langle \mathbf{B}'(m)\boldsymbol{\varepsilon}, \boldsymbol{\varepsilon} \rangle) m_t = -h(\chi_t) + \int_0^\infty \langle \partial_t(\boldsymbol{\varepsilon} - \mathfrak{s}_{rZ}[\boldsymbol{\varepsilon}]) \mathfrak{s}_{rZ}[\boldsymbol{\varepsilon}] \rangle \varphi(\theta, r) dr$$

- allow the possibility of decreasing rate (i.e. $m_t < 0$) but only in the case if χ grows faster than the plastic dissipation rate (strong melting)
- external heat source (boundary condition)

Thermodynamical consistency

- If we introduce $\mathcal{F}[\varepsilon, \theta, \chi]$ **specific free energy**, $\mathcal{S}[\varepsilon, \theta, \chi]$ **specific entropy** and $\mathcal{U}[\varepsilon, \theta, \chi]$ **internal energy** we are able to show that the first and second principles of thermodynamics are satisfied

$$\frac{\partial}{\partial t} \mathcal{U}[\varepsilon, \theta, \chi] + \operatorname{div} \mathbf{q} = \langle \boldsymbol{\sigma}, \boldsymbol{\varepsilon}_t \rangle \quad (\text{energy conservation})$$

$$\frac{\partial}{\partial t} \mathcal{S}[\varepsilon, \theta, \chi] + \operatorname{div} \frac{\mathbf{q}}{\theta} \geq 0, \quad (\text{Clausius-Duhem inequality})$$

- **Evolution equation for m :**

$$Cm_t = -h(\chi_t) + \int_0^\infty \langle \partial_t(\varepsilon - \mathfrak{s}_{rZ}[\varepsilon]) \mathfrak{s}_{rZ}[\varepsilon] \rangle \varphi(\theta, r) dr$$

- allow the possibility of decreasing rate (i.e. $m_t < 0$) but only in the case if χ grows faster than the plastic dissipation rate (strong melting)
- external heat source (boundary condition)

Conclusion

- Rainflow method for fatigue evaluation in elastoplastic materials (uniaxial cyclic loading) allow to consider dissipated energy as a measure for fatigue
- The solution cannot be expected to exist globally: singularities (thermal shocks) occur in finite time
- Phase transition in the model useful to account also for decreasing fatigue rate
- The time of failure can be shifted and considering a sufficiently large time interval of observation (usual engineering viewpoint) a global solution of the corresponding PDEs system can be found
- The resulting full system of energy and momentum balance equations is consistent with the first and the second principles of thermodynamics; mathematical analysis of the model is work in progress

Spring School on "Rate-independent evolutions and hysteresis modelling", Milano, May 27-31, 2013

<http://www.mat.unimi.it/users/eleuteri/hystri2013.html>

Conclusion

- Rainflow method for fatigue evaluation in elastoplastic materials (uniaxial cyclic loading) allow to consider dissipated energy as a measure for fatigue
- The solution cannot be expected to exist globally: singularities (thermal shocks) occur in finite time
- Phase transition in the model useful to account also for decreasing fatigue rate
- The time of failure can be shifted and considering a sufficiently large time interval of observation (usual engineering viewpoint) a global solution of the corresponding PDEs system can be found
- The resulting full system of energy and momentum balance equations is consistent with the first and the second principles of thermodynamics; mathematical analysis of the model is work in progress

Spring School on "Rate-independent evolutions and hysteresis modelling", Milano, May 27-31, 2013

<http://www.mat.unimi.it/users/eleiteri/hystri2013.html>

Conclusion

- Rainflow method for fatigue evaluation in elastoplastic materials (uniaxial cyclic loading) allow to consider dissipated energy as a measure for fatigue
- The solution cannot be expected to exist globally: singularities (thermal shocks) occur in finite time
- Phase transition in the model useful to account also for decreasing fatigue rate
- The time of failure can be shifted and considering a sufficiently large time interval of observation (usual engineering viewpoint) a global solution of the corresponding PDEs system can be found
- The resulting full system of energy and momentum balance equations is consistent with the first and the second principles of thermodynamics; mathematical analysis of the model is work in progress

Spring School on "Rate-independent evolutions and hysteresis modelling", Milano, May 27-31, 2013

<http://www.mat.unimi.it/users/eleuteri/hystri2013.html>

Conclusion

- Rainflow method for fatigue evaluation in elastoplastic materials (uniaxial cyclic loading) allow to consider dissipated energy as a measure for fatigue
- The solution cannot be expected to exist globally: singularities (thermal shocks) occur in finite time
- Phase transition in the model useful to account also for decreasing fatigue rate
- The time of failure can be shifted and considering a sufficiently large time interval of observation (usual engineering viewpoint) a global solution of the corresponding PDEs system can be found
- The resulting full system of energy and momentum balance equations is consistent with the first and the second principles of thermodynamics; mathematical analysis of the model is work in progress

Spring School on “Rate-independent evolutions and hysteresis modelling”, Milano, May 27-31, 2013

<http://www.mat.unimi.it/users/eleuteri/hystri2013.html>

Conclusion

- Rainflow method for fatigue evaluation in elastoplastic materials (uniaxial cyclic loading) allow to consider dissipated energy as a measure for fatigue
- The solution cannot be expected to exist globally: singularities (thermal shocks) occur in finite time
- Phase transition in the model useful to account also for decreasing fatigue rate
- The time of failure can be shifted and considering a sufficiently large time interval of observation (usual engineering viewpoint) a global solution of the corresponding PDEs system can be found
- The resulting full system of energy and momentum balance equations is consistent with the first and the second principles of thermodynamics; mathematical analysis of the model is work in progress

Spring School on “Rate-independent evolutions and hysteresis modelling”, Milano, May 27-31, 2013

<http://www.mat.unimi.it/users/eleuteri/hystri2013.html>

Conclusion

- Rainflow method for fatigue evaluation in elastoplastic materials (uniaxial cyclic loading) allow to consider dissipated energy as a measure for fatigue
- The solution cannot be expected to exist globally: singularities (thermal shocks) occur in finite time
- Phase transition in the model useful to account also for decreasing fatigue rate
- The time of failure can be shifted and considering a sufficiently large time interval of observation (usual engineering viewpoint) a global solution of the corresponding PDEs system can be found
- The resulting full system of energy and momentum balance equations is consistent with the first and the second principles of thermodynamics; mathematical analysis of the model is work in progress

Spring School on “Rate-independent evolutions and hysteresis modelling”, Milano, May 27-31, 2013

<http://www.mat.unimi.it/users/eleuteri/hystri2013.html>